

SHARE

SURVEY OF HEALTH, AGEING AND RETIREMENT IN EUROPE

HRVATSKA

The Survey of Health, Ageing and Retirement in Europe (SHARE) – lessons learned from the Wave 6 in Croatia

Šime Smolić, Ph.D. (Faculty of Economics & Business – Zagreb) and Sanja Klempić-Bogadi, Ph.D. (Institute for Migration and Ethnic Studies)

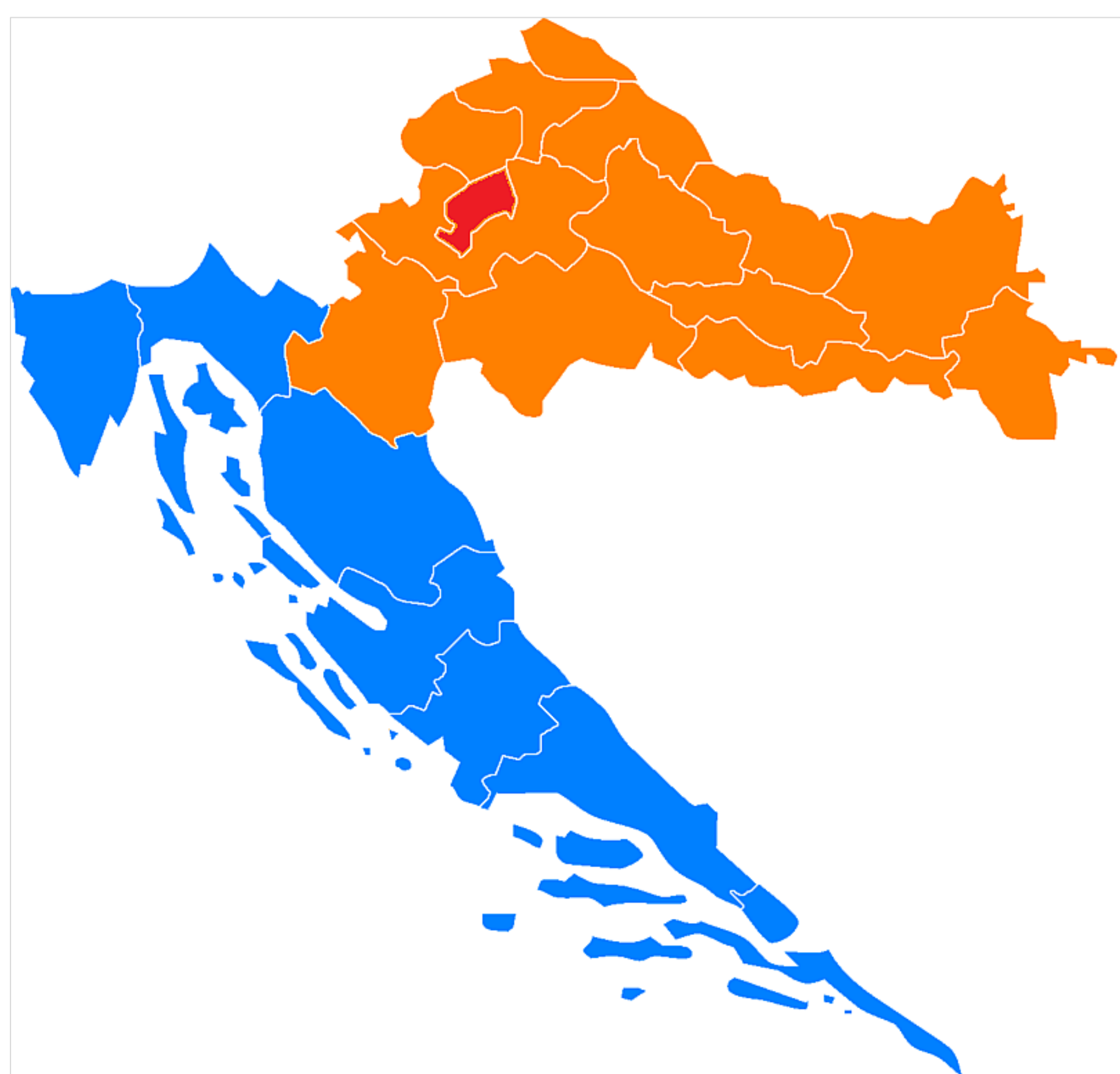


Conference of the European Survey Research Association (ESRA), 15 -19 July 2019 Zagreb, Croatia

SHARE WAVE 6 IN CROATIA

- Croatia joined the SHARE study in Wave 6 (2014/2015)
- SHARE became **first longitudinal study ever conducted in Croatia**
- Main fieldwork started in late June and ended in early November 2015 with almost **2,500 completed interviews**

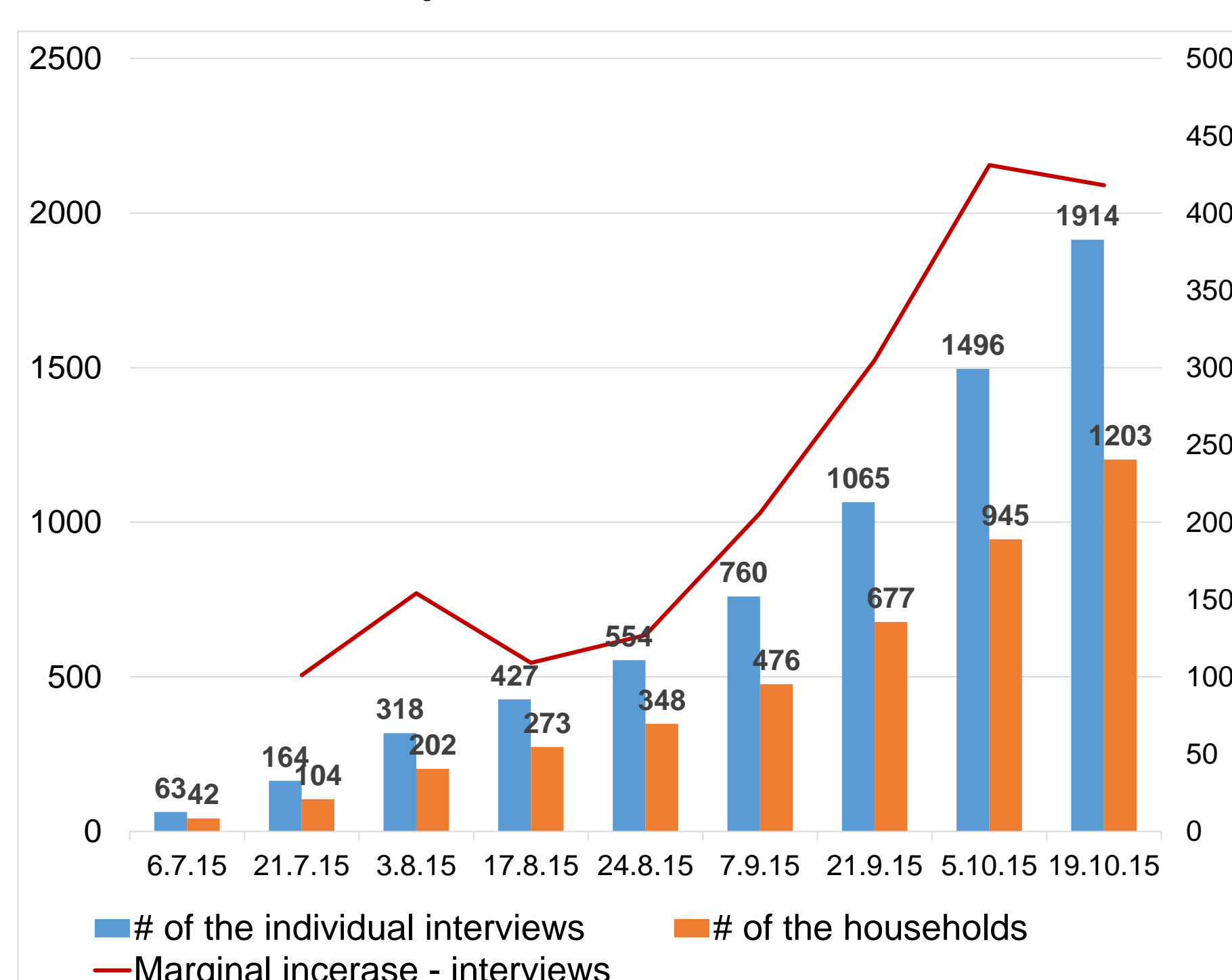
Figure 1. Croatia – NUTS2 Regions



Note: NUTS2 Regions – Adriatic (blue) and Continental (orange) Croatia; Capital City (red) is part of Continental Croatia

- When it comes to **timing and efficiency of the main fieldwork**, we observed quite large **regional differences**
- Continental Croatia had much faster and stable data collection, and in the Adriatic region main data collection was slow, and required more resources

Figure 2. Main fieldwork progress by date of data export – SHARE Wave 6



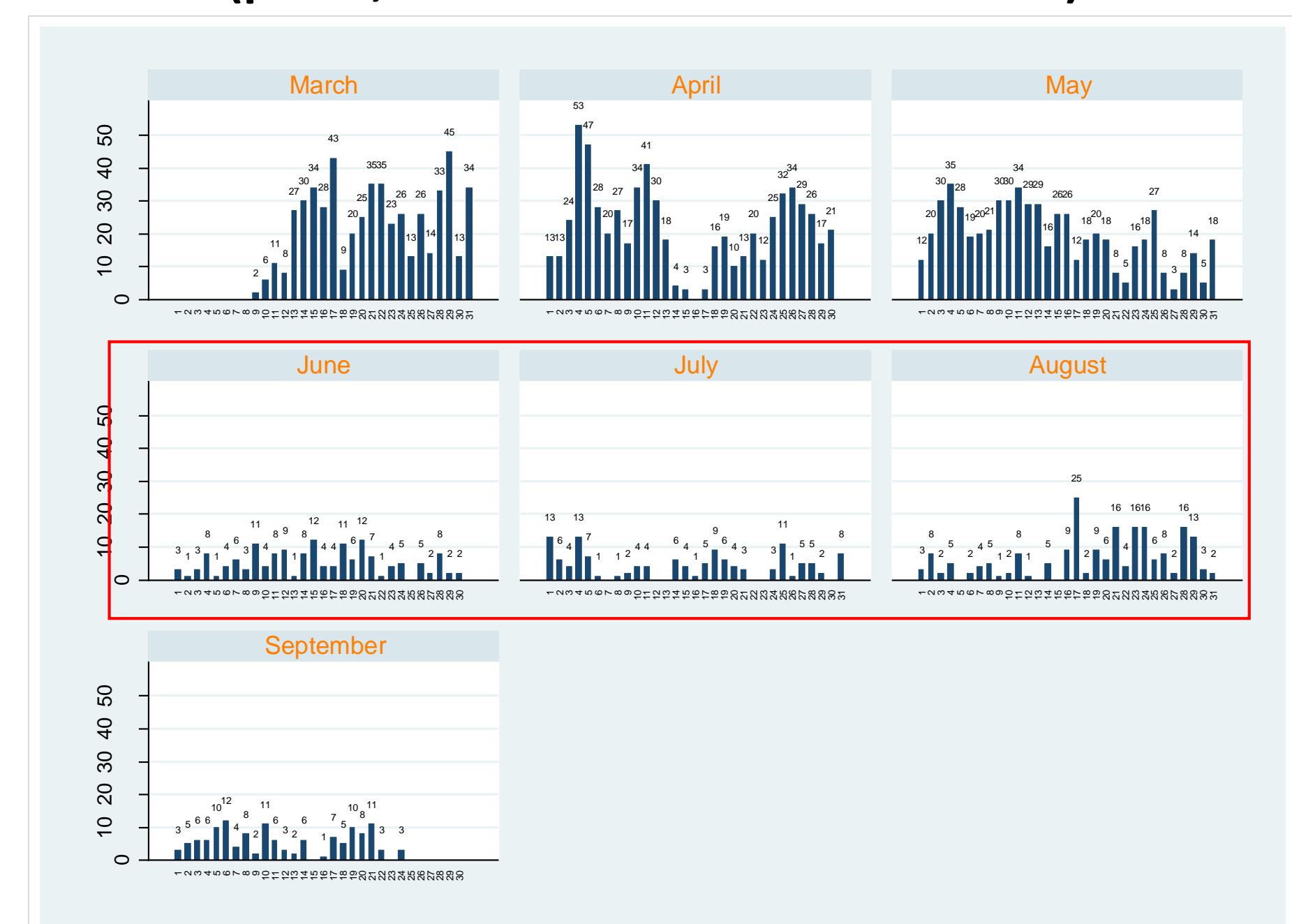
Lessons learned from the SHARE Wave 6

- More resources should be allocated in the Adriatic region and City of Zagreb
- Add more experienced interviewers, incentives
- Different fieldwork strategy in the summer season etc.

SHARE WAVE 7 IN CROATIA

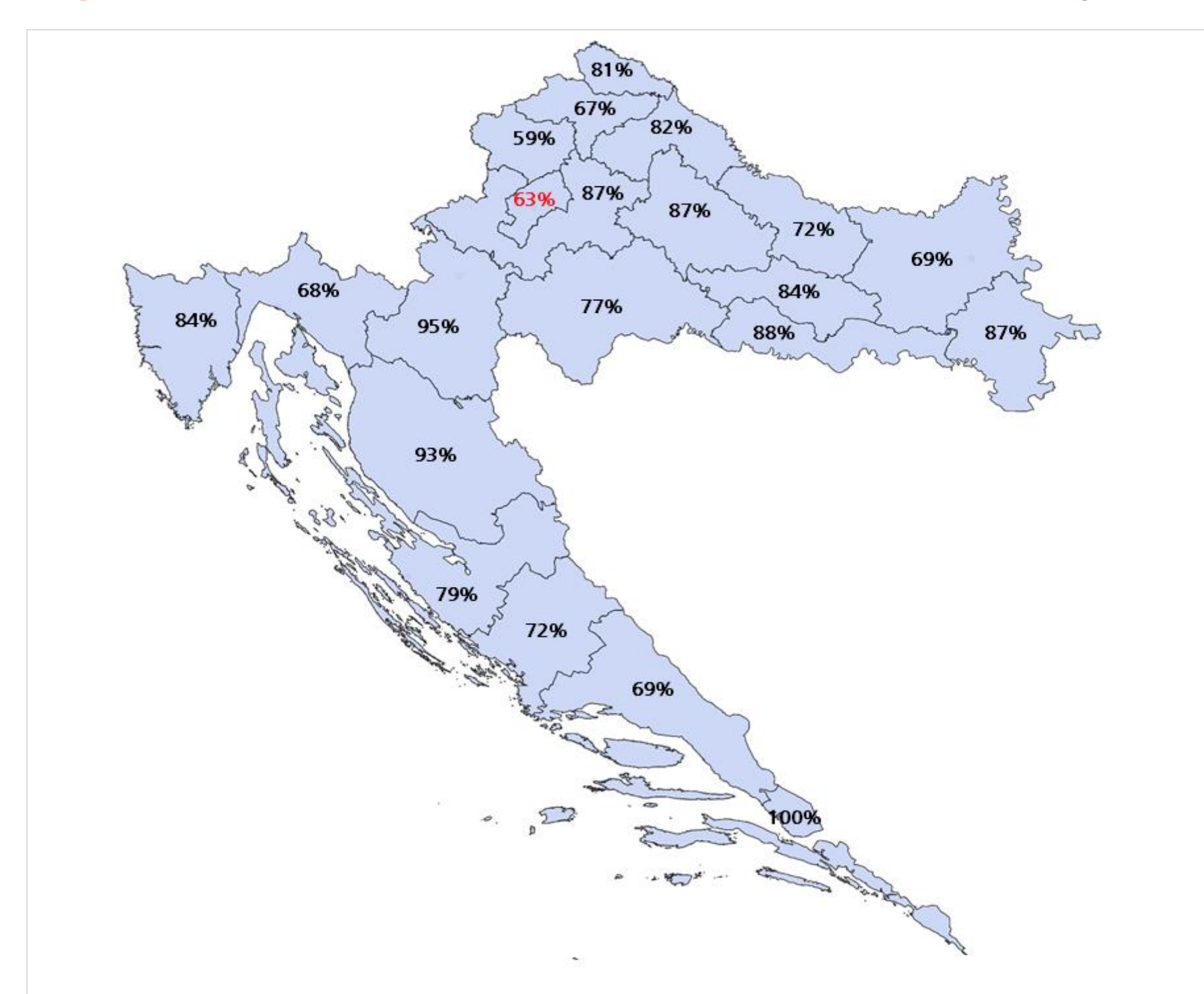
- SHARELIFE** (The Retrospective Survey) 2016/2017, great success, full EU coverage + CH and IL
- Main fieldwork started in late March and ended in late September 2017
- Similar issues during the main data collection, however start of the main fieldwork was much favourable

Figure 3. Interviews by day and month SHARE Wave 7 (panel, refresher and exit interviews)



- Example from the SHARE Wave 7: by the end of 12th week of main data collection, Continental region 73% and Adriatic region 47% completed panel interviews
- Retention Rate in the panel sample** reached almost 86%

Figure 4. Retention Rates in the SHARE Wave 7 (panel)



Note: City of Zagreb (red), Dubrovnik Neretva county (100%) due to small panel sample in the SHARE Wave 6

SHARE WAVE 8 AND BEYOND

- SHARE Wave 8 main data collection – October 2019**
- Stable financing – European Social Fund (ESF) for the Waves 8, 9 and partially the Wave 10**
- Great impact on Croatian scientific community and policy making**

